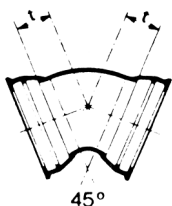


TUBOS E CONEXÕES COM BOLSAS

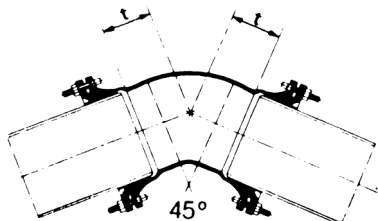
Curvas 45° com Bolsas

Junta Elástica



Abrev.: **C45JGS**

Junta Mecânica

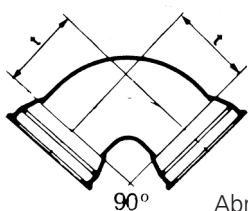


Abrev.: **C45JM**

Diâmetro Nominal DN	t	MASSAS	
		Junta Elástica	Junta Mecânica
		Kg	Kg
	mm		
50	40	5	-
75	55	7	-
80	55	8,7	-
100	65	10	-
150	85	17	-
200	110	26	-
250	130	37	-
300	150	51	90
350	175	67	115
400	195	85	147
450	220	103	280
500	240	135	223
600	285	191	318
700	330	282	422
800	370	378	576
900	415	496	780
1000	460	635	1040
1200	550	986	1411

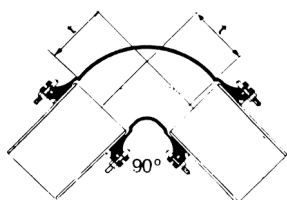
Curvas 90° com Bolsas

Junta Elástica



Abrev.: **C90JGS**

Junta Mecânica



Abrev.: **C90JM**

Diâmetro Nominal DN	t	MASSAS	
		Junta Elástica	Junta Mecânica
		Kg	Kg
	mm		
50	70	5	-
75	95	8	-
80	100	9,6	-
100	120	11	-
150	170	20	-
200	220	32	-
250	270	47	-
300	320	68	109
350	370	87	136
400	420	116	176
450	470	143	223
500	520	184	273
600	620	269	394
700	720	460	510
800	820	520	572
900	920	770	850
1000	1020	1000	1200
1200	1220	1500	1700